

ARENA
Grooming



MULTIGROOMER

REIST
INDUSTRIES

MANUFACTURED IN CANADA

MULTIGROOMER



World Equestrian Center (Wilmington, Ohio)


POETRY IN MOTION

Available in two variations, the MultiGroomer is designed for operation on CAT I and CAT II 3PH. While the smaller frame of the MultiGroomer Pony is ideal for towing behind UTV's or mounting to the CAT I 3PH on small utility tractors. Both models feature the same design principles focusing on easy setup and operation.

The unique MultiGroomer design features side rub rails and an aggressive double row of offset ripper teeth. With 4" spacing the ripper teeth break through compaction and help pull material back to the surface.

Two rows of offset spring tines are responsible for redistributing and mixing the material. The pitch and height can be adjusted with a manual ratchet jack or an optional hydraulic cylinder. These adjustments ensure optimal working efficiency on any footing.

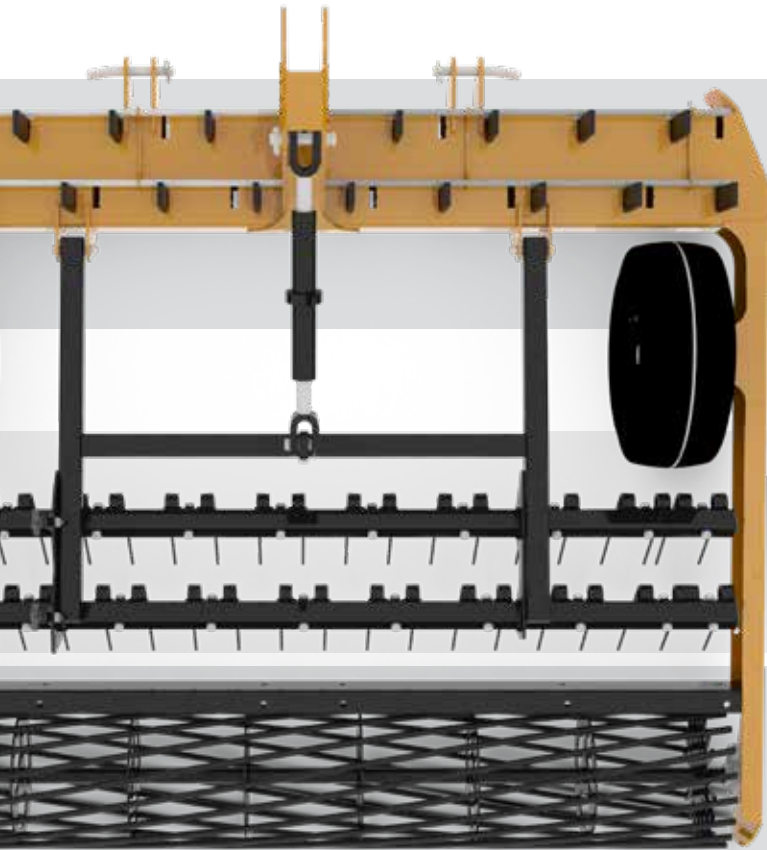
Finally, a rear bar roller pulverizes and packs the footing to the desired density, leaving an attractive patterned finish which is easily recognizable increasing footing confidence.



MGP60 (left) MG80 (right)

TRUSTING THE PROCESS

The Multi-Groomer features heavy duty side rub rails and a stout frame allowing for the addition of optional components as may be required for optimal grooming in arenas with custom footing.



✦ RECLAIMING MATERIAL

The MultiGroomer rejuvenates riding arenas by breaking up hardpack and working up material to desired depth.

Built up materials around the arena wall can be reclaimed using the optional board scraper.

✦ MIXING


The MultiGroomer mixes materials together for consistent footing. Spring tines are used to penetrate the materials increasing air flow and providing consistent moisture levels.

✦ FINISHING

The last step of grooming produces a footing that is conducive to comfortable use. The standard rolling basket breaks apart clumps and creates a textured surface. However, synthetic footings might need extra packing and sealing for optimal performance.

EASY SETUP

- 1 Adjust the rippers to the desired depth
- 2 Ensure 3PH is in its lowest setting
- 3 Extend the toplink until the weight is off the tires but they are still slightly touching the surface
- 4 Spring tines should be as vertical as possible with conventional materials. Synthetic materials may require the tines be angled at 45° or more.
- 5 Adjust spring tine depth using the adjustment cylinder





SPECIFICATIONS

Multi-Groomer	MG48	MG60	MG72	MG80	MG96	MG120
Dimensions (WLH)	49 X 68 X 34"	61 X 68 X 34"	73 X 72 X 34"	81 X 72 X 34"	97 X 72 X 34"	121 X 72 X 34"
Working Width	48"	60"	72"	80"	96"	120"
Working Depth	4"	4"	4"	4"	4"	4"
Hitch	CAT I	CAT I	CAT I	CAT I	CAT II	CAT II
Weight (lbs)	580	690	750	875	945	1,500
Tires	16.5 X 6.5-8	16.5 X 6.5-8	20.5 X 8.0-10	20.5 X 8.0-10	20.5 X 8.0-10	20.5 X 8.0-10
# of Ripper Teeth	11	15	19	19	23	31
Rear Bar Roller (dia.)	12.75"	12.75"	12.75"	12.75"	12.75"	12.75"
HP Required	15-40	20-40	25-70	30-100	30-100	50-120

Multi-Groomer PONY	MGP48	MGP60	MGP72	MGP84
Dimensions (WLH)	46 X 51 X 34"	58 X 51 X 34"	73 X 51 X 34"	85 X 51 X 34"
Working Width	48"	60"	72"	84"
Working Depth	4"	4"	4"	4"
Hitch	CAT I	CAT I	CAT I	CAT I
Weight (lbs)	330	385	475	550
Tires	16.5 X 6.5-8	16.5 X 6.5-8	20.5 X 8.0-10	20.5 X 8.0-10
# of Ripper Teeth	11	15	17	19
Rear Bar Roller (Dia.)	8.75"	8.75"	8.75"	8.75"
HP Required	25 MAX	25 MAX	35 MAX	35 MAX

NO TRACTOR NO PROBLEM

With the addition of an optional tow bar, the Multi-Groomer Pony is just as efficient on the back of an appropriately sized ATV / UTV as it is on a 3PH.

CORE FEATURES

Well-kept riding arenas provide a stable footing that boosts confidence for riders and horses alike. Our MultiGroomers, provide flexible grooming, guaranting consistent footing to elevates the entire riding experience.

Our standard setup equips operators with the tools necessary to break up hardpack, blend materials, and achieve a well groomed footing in both indoor and outdoor settings.

Various optional features are available to enhance maneuverability, improve effectiveness on hardpack surfaces, and refine synthetic footing materials as needed.

The user-friendly design ensures straightforward setup and consistent, repeatable results using our 3 core areas of engagment.

- 1 Adjustable Rippers
- 2 Spring Tines
- 3 Pulverizing Roller



RIPPER SHANKS

The ripper shanks penetrate hard packed arena materials, loosening them for better mixing and consistency. The shanks have a maximum working depth of 4”.



OFFSET SPACING

Ripper shanks can be offset and variably spaced to adjust to variable arena conditions. Default spacing is 4” but they may also be spaced 6 or 8 inches apart.



SPRING TINES

Two rows of spring tines have adjustable pitch and height with a manual ratchet cylinder. An optional hydraulic cylinder is also available.



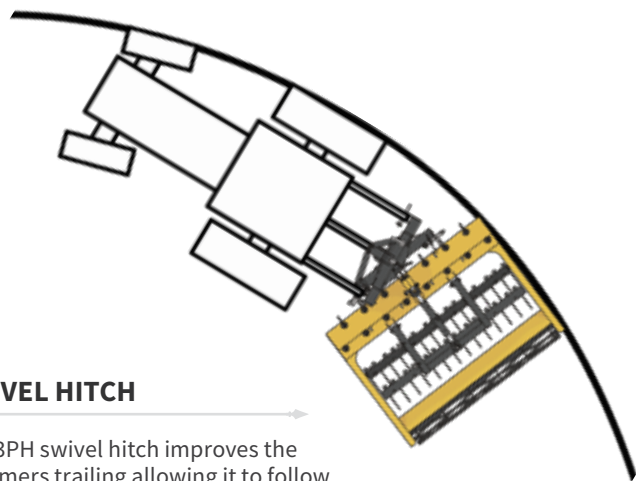
PULVERIZING ROLLER

The rear pulverizing roller breaks up clumps and provides a patterned finish to provide increased footing consistency.

OPTIONS




Multi-Groomer shown with optional board scraper and swivel hitch.



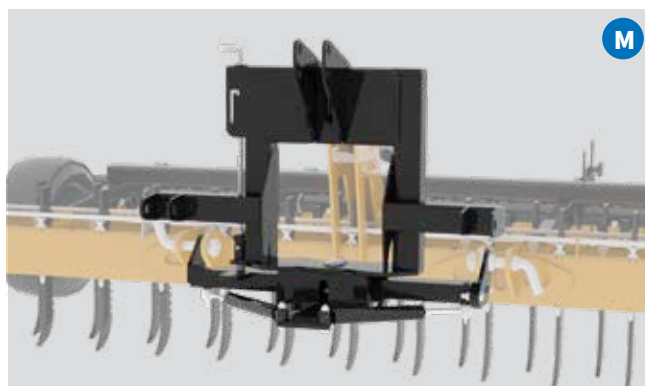
SWIVEL HITCH

The 3PH swivel hitch improves the groomers trailing allowing it to follow the arc of the tractor. This ensures the least amount of resistance when engaged. Gas cylinders allow the groomers to self-straighten.



CAT I SWIVEL HITCH

- Turns 22 degrees each way
- Unique self-straightening feature when 3PH is raised
- Lock pin for hard and tough footings




CAT II SWIVEL HITCH

- Turns 22 degrees each way
- Unique self-straightening feature when 3PH is raised
- Lock pin for hard and tough footings



BOARD SCRAPER

- Get a nice finish from your machine even close to boards of arenas with the board scraper attachment
- Thick rubber to not damage boards




SAW TOOTHED LEVELING BLADE

- Levels sand footing

OPTIONS LEGEND

M Option available for Multi Groomer

P Option available for Multi Groomer Pony



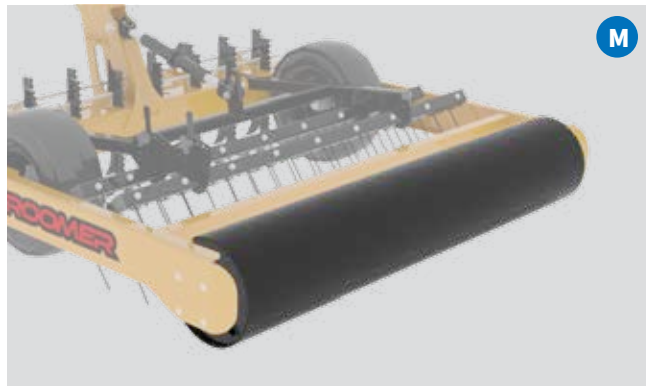
HYDRAULIC RIPPER BAR

- Aggressive ripper
- Depth up to 8" deep
- Hydraulically lift ripper out of the way
- Connects to 3PH of MultiGroomer



LIFT AXLE

- Controls the depth of ripper teeth with axle adjustment



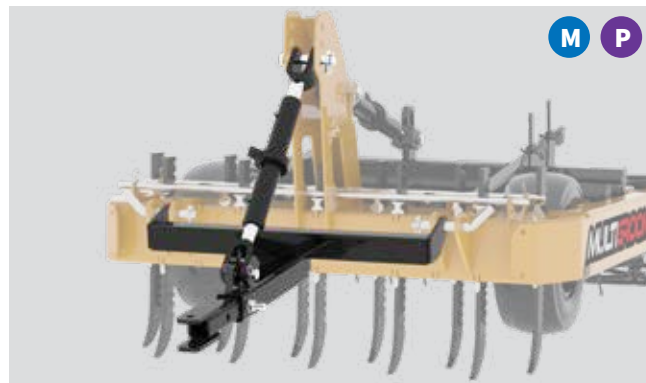
SMOOTH ROLL WATER TANK

- Add this attachment to get the smoothest finish
- Add water for more compaction



DRAG PACKER/SEALER

- Pack and seal up synthetic footings
- Hydraulic lift



TOW HITCH

- Add tow bar to tow behind tractor or appropriate vehicle



REAR WHEEL KIT

- Used for transporting MultiGroomer Pony
- Wheels lock up for grooming and down for transport

MULTIGROOMER Pony



OPTIONAL TOW BARS

Increasing efficiency and flexibility around professional and recreational arenas is key to good management. The addition of a tow bar allows ATV or UTV owners to operate appropriately sized groomers without tying up a tractor.

When using the tow bar, manual ratchet cylinder works as your top link raising and lowering the rippers for grooming and for transport. The addition of the wheel kit simplifies this process. The wheels can easily be raised and lowered without adjusting the cutting depth cylinder ensuring consistent depth time after time.



Multi-Groomer Pony shown with optional tow bar.

Reist Industries

100 Union Street
Elmira, Ontario, Canada
N3B 3L7

Phone: 519-669-1501
Toll Free: 1-877-467-3478
www.reistindustries.com